

Puros® Dermis Allograft Tissue Matrix

The Natural Choice For Soft-Tissue Augmentation



REGENERATIVE SOLUTIONS

1 Versatile Soft-Tissue Augmentation

- Utilized for both horizontal and vertical soft-tissue augmentation and Guided Tissue Regeneration procedures^{1,2}
- Reduces morbidity and saves valuable chair time by eliminating the need to harvest an autogenous graft³
- Offered in four sizes and two thicknesses

2 Natural Regeneration

- Retains the natural collagen matrix, elastic content and mechanical properties of native dermis⁴
- Provides a healing environment and acts as a guide for the regeneration of vital soft tissue^{1,2}
- Demonstrated successful soft-tissue response and maturation^{2,3}

3 Sterile

- Sterilized using the proprietary Tutoplast® process⁴
- Excellent handling, rapid hydration⁴



ZIMMER BIOMET
Your progress. Our promise.

The Unique Tutoplast Process

- The proprietary Tutoplast process assures the highest standard of tissue safety and quality with minimal risk of disease transmission.⁴
- The process preserves the valuable collagen matrix and tissue integrity while inactivating pathogens and gently removing unwanted materials, such as cells, antigens and viruses.⁴ The result is safe, biocompatible tissue.⁴

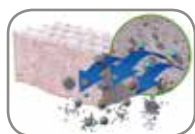
For over 40 years, Tutoplast processed tissues have been safely used in more than 5 million procedures.⁴



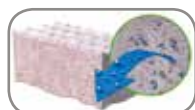
1. Alkaline Treatment



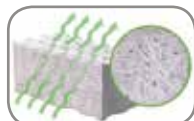
2. Osmotic Treatment



3. Oxidative Treatment



4. Solvent Treatment



5. Irradiation

Ordering Information

Dermis Thick

Catalog Number	Description
67793	Puros Dermis Tissue Matrix, 10x10 mm, 0.8–1.8 mm
67790	Puros Dermis Tissue Matrix, 10x20 mm, 0.8–1.8 mm
67791	Puros Dermis Tissue Matrix, 10x40 mm, 0.8–1.8 mm
67792	Puros Dermis Tissue Matrix, 20x40 mm, 0.8–1.8 mm

Dermis Thin

Catalog Number	Description
67794	Puros Dermis Tissue Matrix, 10x10 mm, 0.3–0.8 mm
67795	Puros Dermis Tissue Matrix, 10x20 mm, 0.3–0.8 mm
67796	Puros Dermis Tissue Matrix, 10x40 mm, 0.3–0.8 mm
67797	Puros Dermis Tissue Matrix, 20x40 mm, 0.3–0.8 mm

A Variety Of Clinical Advantages

- Puros Dermis Allograft Tissue Matrix is a high-quality regenerative material, exhibiting multidirectional strength² and adaptability to surface contours⁵
- Rehydrates rapidly, no refrigeration required, packaged sterile and no residual antibiotics⁴
- Successful clinical history in other surgical applications⁵
- Petrunaro found enhanced volume by maintaining space to allow for angiogenesis, tissue remodeling, and increased volume of attached gingiva and connective tissue^{1,2}
- Biocompatible and absorbable; assimilates into the body's normal tissue healing process at the histological level^{3,4}
- Four convenient sizes and two thicknesses can be cut to shape for specific procedures



Figure A Pre-operative: clinical view.



Figure B Puros Dermis Allograft Tissue Matrix surgically placed.



Figure C 10-day post-operative. Note the excellent soft-tissue integration.



Figure D 30-day post-operative. Note the aesthetic tissue blending and color.

Clinical photographs ©2012 Paul S. Petrunaro, DDS, MS. All rights reserved. Individual results may vary.

Contact us at +34-93-470-55-00 or visit zimmerbiometdental.com

Zimmer Biomet Dental
Global Headquarters
4555 Riverside Drive
Palm Beach Gardens, FL 33410
Phone: +1-561-776-6700
Fax: +1-561-776-1272

Unless otherwise indicated, as referenced herein, all trademarks are the property of Zimmer Biomet; and all products are manufactured by one or more of the dental subsidiaries of Zimmer Biomet Holdings, Inc., and distributed and marketed by Zimmer Biomet Dental (and, in the case of distribution and marketing, its authorized marketing partners). Puros Allografts are manufactured by RTI Biologics, Inc. Tutoplast® is a trademark of Tutogen Medical GmbH. For additional product information, please refer to the individual product labeling or instructions for use. Product clearance and availability may be limited to certain countries/regions. This material is intended for clinicians only and does not comprise medical advice or recommendations. This material may not be copied or reprinted without the express written consent of Zimmer Biomet Dental. ZB0343 REV A 12/17 ©2017 Zimmer Biomet. All rights reserved.

